

AirSelect™ Short

PATIENT APPLICATION GUIDE

BEFORE USING THIS DEVICE, PLEASE READ THE FOLLOWING INSTRUCTIONS COMPLETELY AND CAREFULLY. CORRECT APPLICATION IS VITAL TO THE PROPER FUNCTIONING OF THE DEVICE.

INTENDED USE/INDICATIONS:

The Aircast® AirSelect™ Short walker is designed to provide support and immobilization to the ankle. It may be suitable for the treatment of stable fractures of the foot, lateral ankle sprains and ligamentous injuries such as Plantar Fasciitis.

APPLICATION INFORMATION:

A cotton or cast sock will enhance comfort – NOT INCLUDED

1) PREPARE BRACE -

- Unfasten straps, remove front panel, and open liner.

2) APPLY BRACE -

- While seated, place foot in brace. Position heel in back of brace. Wrap liner around foot and then ankle (Fig. A).
- Replace front panel: Position front panel so the Aircast logo is over the toes and the foot panel is situated inside the brace. The upper part of the panel should be secured outside the brace (Fig. B).
- Secure straps from bottom to top (Fig. C). Tighten until snug and comfortable.

3) ADJUST AIRCELL COMPRESSION -

The SHORT walking brace aircells are initially deflated

- Begin inflation on injured side first.
- To inflate aircell, place finger on top of large inflation pump found on either side of brace (Fig D). Pump until aircell feels snug.
- Repeat on other side. Pump until aircell feels snug.
- In the event of over-inflation, deflate aircells.

3) DEFLATE AIRCELLS -

- Begin inflation on injured side first.
- To inflate aircell, place finger on top of large inflation pump found on either side of brace (Fig D). Pump until aircell feels snug.
- Repeat on other side. Pump until aircell feels snug.
- In the event of over-inflation, deflate aircells.

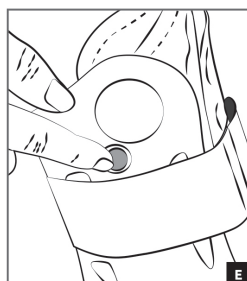
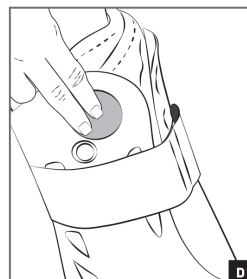
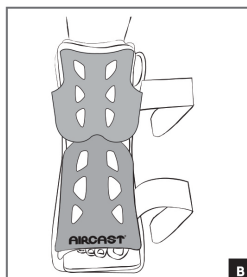
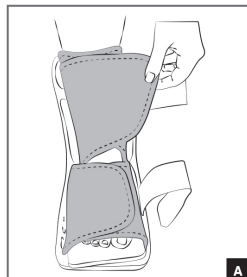
NOTE: Deflate aircells **before removing brace** for proper fit when reapplying.

NOTE: Higher pressure provides more support when walking, lower pressure is more comfortable when sitting or reclining. Pressure can also be adjusted by tightening or loosening straps.

NOTE: The shell can be trimmed with a cast saw or cast scissors to accommodate larger calves.

INTENDED FOR USE ON A SINGLE PATIENT

NOT MADE WITH NATURAL RUBBER LATEX



WARNINGS AND PRECAUTIONS:

- This device is to be used under the supervision of a healthcare professional. The determination of when to apply the brace and the frequency and duration of use should be strictly at the discretion of the treating physician. Always consult with your physician before making changes to the brace.
- Do not use this device on patient's incapable of communicating physical discomfort.
- Do not over-inflate aircells. Improper aircell inflation may cause significant skin irritation, especially in people with diabetic neuropathy. Reduce aircell pressure with any visual skin changes or reported discomfort.
- Patient's without sensation (i.e. post-op anesthesia, neuropathies, etc.) should be monitored frequently for skin damage, skin irritation or wound management.
- Use caution when walking on slippery or wet surfaces to avoid injury.
- Do not over tighten straps. This may result in reduction of blood flow or sensation.
- Do not use over open wounds.
- Do not modify the device or use the device other than intended.
- At high altitudes the aircells will expand beyond their optimal level. Adjust aircell support by tightening or loosening straps.
- Do not use this device if it is damaged and/or the packaging has been opened.
- If pain, swelling, changes in sensation or other unusual reactions occur while using this product, consult your medical professional immediately.

NOTE: Contact manufacturer and competent authority in case of a serious incident arising due to usage of this device.

- Use a sneaker or street shoe with a ShoeLift™ or equivalent on uninjured foot while ambulating to compensate for leg length changes while wearing a fracture walking brace.

CLEANING INSTRUCTIONS:

The foam liner may be hand-washed in 86°F/30°C water with mild detergent and air-dried. Do not put in dryer or use other heat source to dry.

WARRANTY:

DJO, LLC will repair or replace all or part of the unit and its accessories for material or workmanship defects for a period of six months from the date of sale.

NOTICE: NOTICE: WHILE EVERY EFFORT HAS BEEN MADE IN STATE OF THE ART TECHNIQUES TO OBTAIN THE MAXIMUM COMPATIBILITY OF FUNCTION, STRENGTH, DURABILITY AND COMFORT, THIS DEVICE IS ONLY ONE ELEMENT IN THE OVERALL TREATMENT PROGRAM ADMINISTERED BY A MEDICAL PROFESSIONAL. THERE IS NO GUARANTEE THAT INJURY WILL BE PREVENTED THROUGH THE USE OF THIS PRODUCT.



AIRCAST® AIRSELECT™ SHORT

AirSelect™ helps put comfort, control and healing in the hands of the patient. Beneath its sleek appearance are patented technological advances that work together to help treatment and improve outcomes. The integrated inflation system lets patients inflate each aircell individually, to help maximize comfort and minimize edema. SoftStrike technology helps absorb and dissipates shock, while the light weight, lab-tested rocker sole helps encourage a natural gait allowing a continuation of everyday activities.

AirSelect™ helps offer superior comfort and faster healing.^{1,2} That's the ultimate combination!

- For moderate level of support for foot injuries
- Specifically designed to aid metatarsal fracture, forefoot and mid-foot injury, acute or post-operative use, bunionectomy, and soft tissue injury
- Pre-inflated front panel aircell with two customizable distal aircells

SHOE SIZE			
PART NO.	MEN	WOMEN	SIZE
01ES-XS	Up to 4	Up to 5	XS
01ES-S	4-7	5-8	S
01ES-M	7-10	8-11	M
01ES-L	10-13	11-15	L
01ES-XL	13+	15+	XL

1. "Conservative Therapy for Acute Lateral Ligament Lesions – Single Chamber vs. Two-Chamber Orthosis Systems" (Schmidt, Mainers, Reintges, Lipke, Benesch, Gerngross – Surgery Dept of the Federal Arm Hospital, Ulm, Germany, 1999) compares the effectiveness of a dual aircell orthosis vs a single aircell boot system in reducing swelling more than 2x faster of the injured ankle.

2. Functional outcome of surgery for fractures of the ankle. A prospective, randomised comparison of management in a cast or a functional brace. (Egol KA, Dolan R, Koval KJ) show that the use of a functional brace and early movement after surgery is beneficial for patients with ankle fracture and allows for significantly earlier return to work.



DJO, LLC
T 800.336.6569 F 800.936.6569
5919 Sea Otter Place, Suite 200 | Carlsbad, CA 92010 | U.S.A.
DJOglobal.com