



Greatbatch[™]
Medical

GREATBATCH MEDICAL

10000 Wehrle Drive
Clarence, NY 14031
U.S.A.

Tel. #. +1 716-759-5600

orthopaedicsna@greatbatchmedical.com

EC REP

GREATBATCH MEDICAL SA

7, L'Echelette
2534 Orvin
Switzerland

Tel. # +41 (0)32-358-01-11

orthopaedicseurope@greatbatchmedical.com




D3.3.1.16



Broach handle Instructions for use and cleaning

① USE



Please ensure that the rasp is correctly connected.



Greatbatch[™]
Medical



GREATBATCH MEDICAL

10000 Wehrle Drive
Clarence, NY 14031
U.S.A.

Tel. #. +1 716-759-5600

orthopaedicsna@greatbatchmedical.com

EC REP

GREATBATCH MEDICAL SA

7, L'Echelette
2534 Orvin
Switzerland

Tel. # +41 (0)32-358-01-11

orthopaedicseurope@greatbatchmedical.com




D3.3.1.16



Broach handle


Instructions for use and cleaning





Broach handle
Instructions for use and cleaning

① DISASSEMBLY





Greatbatch[™]
Medical



GREATBATCH MEDICAL

10000 Wehrle Drive
Clarence, NY 14031
U.S.A.

Tel. #. +1 716-759-5600

orthopaedicsna@greatbatchmedical.com

EC REP

GREATBATCH MEDICAL SA

7, L'Echelette
2534 Orvin
Switzerland

Tel. # +41 (0)32-358-01-11

orthopaedicseurope@greatbatchmedical.com




D3.3.1.16



Broach handle
Instructions for use and cleaning


② DISASSEMBLY




**③ CLEAN
STERILIZE**



Use appropriate swabs and brushes



Flush and rinse with running water





Greatbatch[™]
Medical



GREATBATCH MEDICAL

10000 Wehrle Drive
Clarence, NY 14031
U.S.A.

Tel. #. +1 716-759-5600

orthopaedicsna@greatbatchmedical.com

EC REP

GREATBATCH MEDICAL SA

7, L'Echelette
2534 Orvin
Switzerland

Tel. # +41 (0)32-358-01-11

orthopaedicseurope@greatbatchmedical.com



D3.3.1.16



Broach handle

Instructions for use and cleaning

④ ASSEMBLY

